


Latitude 9330

Setup and Specifications

LaptopVANG.com

Notes, cautions, and warnings

 **NOTE:** A NOTE indicates important information that helps you make better use of your product.

 **CAUTION:** A CAUTION indicates either potential damage to hardware or loss of data and tells you how to avoid the problem.

 **WARNING:** A WARNING indicates a potential for property damage, personal injury, or death.

LaptopVANG.com

Contents

Chapter 1: Set up your Latitude 9330	4
Chapter 2: Views of Latitude 9330	6
Right.....	6
Left.....	6
Top.....	7
Display.....	8
Bottom.....	9
Service Tag.....	9
Modes.....	10
Battery charge and status light	13
Chapter 3: Specifications of Latitude 9330	14
Dimensions and weight.....	14
Processor.....	14
Chipset.....	15
Operating system.....	15
Memory.....	15
External ports.....	16
Internal slots.....	16
Wireless module.....	16
WWAN module.....	17
Audio.....	18
Storage.....	19
Keyboard.....	19
Camera.....	19
Touchpad.....	20
Collaboration touchpad.....	20
Power adapter.....	21
Battery.....	22
Display.....	23
Fingerprint reader.....	24
Sensor	24
GPU—Integrated.....	24
Multiple display support matrix.....	25
Hardware security.....	25
Operating and storage environment.....	25
Chapter 4: ComfortView Plus	26
Chapter 5: Keyboard shortcuts of Latitude 9330	27
Chapter 6: Getting help and contacting Dell	29

Set up your Latitude 9330

NOTE: The images in this document may differ from your computer depending on the configuration you ordered.

1. Connect the power adapter and press the power button.



NOTE: To conserve battery power, the battery might enter power saving mode. Connect the power adapter and press the power button to turn on the computer.

2. Finish operating system setup.

For Ubuntu:

Follow the on-screen instructions to complete the setup. For more information about installing and configuring Ubuntu, search in the Knowledge Base Resource at www.dell.com/support.






For Windows:

Follow the on-screen instructions to complete the setup. When setting up, Dell recommends that you:

- Connect to a network for Windows updates.
 - NOTE:** If connecting to a secured wireless network, enter the password for the wireless network access when prompted.
- If connected to the internet, sign-in with or create a Microsoft account. If not connected to the internet, create an offline account.
- On the **Support and Protection** screen, enter your contact details.

3. Locate and use Dell apps from the Windows Start menu—Recommended.

Table 1. Locate Dell apps

Resources	Description
	<p>Dell Product Registration Register your computer with Dell.</p>
	<p>Dell Help & Support Access help and support for your computer.</p>
	<p>SupportAssist SupportAssist is the smart technology that keeps your computer running at its best by optimizing settings, detecting issues, removing viruses and notifies when you need to make system updates. SupportAssist proactively checks the health of your system's hardware and software. When an issue is detected, the necessary system state information is sent to Dell to begin troubleshooting. SupportAssist is preinstalled on most of the Dell devices running Windows operating system. For more information, see SupportAssist for Home PCs User's Guide on www.dell.com/serviceabilitytools.</p> <p>NOTE: In SupportAssist, click the warranty expiry date to renew or upgrade your warranty.</p>
	<p>Dell Update Updates your computer with critical fixes and latest device drivers as they become available. For more information on using Dell Update, search in the Knowledge Base Resource at www.dell.com/support.</p>
	<p>Dell Digital Delivery Download software applications, which are purchased but not preinstalled on your computer. For more information on using Dell Digital Delivery, search in the Knowledge Base Resource at www.dell.com/support.</p>

LaptopVANG.com

Views of Latitude 9330

Right



1. WWAN antenna (optional, only with WWAN config)
2. Nano-SIM slot (optional, only with WWAN config)
3. Universal audio port
4. USB 3.2 Gen 2 Type-C port with DisplayPort Alt Mode and Power Delivery
5. Wedge-shaped lock slot

Left



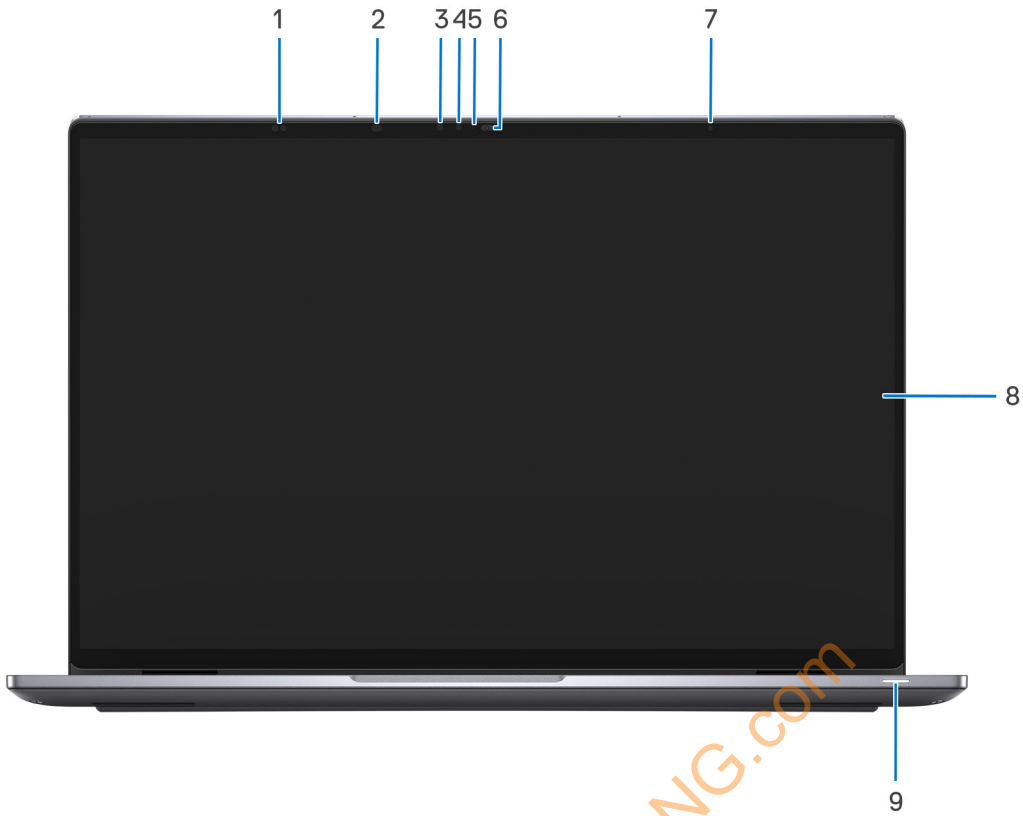
1. Thunderbolt 4 (USB Type-C) ports with DisplayPort Alt Mode / USB4 / Power Delivery
2. WWAN antenna (optional, only with WWAN config)

Top



1. Quad-array microphones
2. Power button with optional fingerprint reader
3. Right speaker
4. Keyboard
5. Collaboration Touchpad
6. Left speaker

Display



1. Proximity sensors
2. IR LED
3. IR camera
4. IR LED
5. Camera-status light
6. RGB camera
7. Ambient-light sensor
8. Display
9. Battery-status light/Diagnostic-status light

Bottom



1. Speakers (Bottom firing)
2. Service Tag Label
3. Air vents

Service Tag

The service tag is a unique alphanumeric identifier that allows Dell service technicians to identify the hardware components in your computer and access warranty information.

Modes

The following modes are applicable for your 2-in-1 computers.

Notebook



Tablet



LaptopVANG.com

Stand





Battery charge and status light

The following table lists the battery charge and status light behavior of your Latitude 9330.

Table 2. Battery charge and status light behavior

Power Source	LED Behavior	System Power State	Battery Charge Level
AC Adapter	Off	S0 - S5	Fully Charged
AC Adapter	Solid White	S0 - S5	< Fully Charged
Battery	Off	S0 - S5	11-100%
Battery	Solid Amber (590+/-3 nm)	S0 - S5	< 10%


- S0 (ON) - System is turned on.
- S4 (Hibernate) - The system consumes the least power compared to all other sleep states. The system is almost at an OFF state, expect for a trickle power. The context data is written to hard drive.
- S5 (OFF) - The system is in a shutdown state.

Specifications of Latitude 9330

Dimensions and weight

The following table lists the height, width, depth, and weight of your Latitude 9330.

Table 3. Dimensions and weight

Description	Values
Height:	
Front height	8.30 mm (0.32 in.)
Rear height	14.12 mm (0.55 in.)
Width	296.35 mm (11.66 in.)
Depth	208.39 mm (8.20 in.)
Weight (maximum)	Minimum: 1.18 kg (2.6 lbs)  NOTE: The weight of your computer depends on the configuration ordered and manufacturing variability.

Processor

The following table lists the details of the processors supported by your Latitude 9330.

Table 4. Processor

Description	Option one	Option two	Option three
Processor type	12 th Generation Intel Core i5-1230U	12 th Generation Intel Core i5-1240U	12 th Generation Intel Core i7-1260U
Processor wattage	12 W	12 W	12 W
Processor core count	10	10	10
Processor thread count	12	12	12
Processor speed	1.00 Ghz to 4.40 GHz	1.10 GHz to 4.40 GHz	1.10 GHz to 4.70 GHz
Processor cache	12 MB	12 MB	12 MB
Integrated graphics	Intel Iris X ^e Graphics	Intel Iris X ^e Graphics	Intel Iris X ^e Graphics

Chipset

The following table lists the details of the chipset supported by your Latitude 9330.

Table 5. Chipset

Description	Values
Chipset	Intel P-PCH
Processor	12 th Generation Intel Core i5/i7
DRAM bus width	64-bit
Flash EPROM	64 MB
PCIe bus	Up to Gen 4.0

Operating system

Your Latitude 9330 supports the following operating systems:

- Windows 11 Home, 64-bit
- Windows 11 Pro, 64-bit
- Windows 11 Downgrade (Windows 10 image)

Memory

The following table lists the memory specifications of your Latitude 9330.

Table 6. Memory specifications

Description	Values
Memory slots	Onboard memory module
Memory type	Dual-channel LPDDR5 (Non-upgradable)
Memory speed	5200 MHz
Maximum memory configuration	32 GB
Minimum memory configuration	8 GB
Memory configurations supported	<ul style="list-style-type: none">• 8 GB, 2 x 4 GB, LPDDR5, 5200 MHz, dual-channel• 16 GB, 2 x 8 GB, LPDDR5, 5200 MHz, dual-channel• 32 GB, 2 x 16 GB, LPDDR5, 5200 MHz, dual-channel

External ports

The following table lists the external ports on your Latitude 9330.

Table 7. External ports

Description	Values
USB ports	<ul style="list-style-type: none">Two Thunderbolt 4 (USB Type-C) ports with DisplayPort Alt Mode and Power DeliveryOne USB 3.2 Gen 2 Type-C port with DisplayPort Alt Mode and Power Delivery
Audio port	One universal audio jack
Video port/ports	Via Thunderbolt 4 (USB Type-C) ports or USB 3.2 Gen 2 Type-C port
Media-card reader	Not supported
SIM-card slot	One Nano-SIM card slot (optional, only with WWAN config)
Power-adaptor port	USB Type-C
Security-cable slot	One Wedge-shaped lock slot

Internal slots

The following table lists the internal slots of your Latitude 9330.

Table 8. Internal slots

Description	Values
M.2	<ul style="list-style-type: none">One M.2 2230 slot for solid-state driveOne M.2 3042/3052 slot for WWAN module <p>NOTE: To learn more about the features of different types of M.2 cards, search in the Knowledge Base Resource at www.dell.com/support.</p>

Wireless module

The following table lists the Wireless Local Area Network (WLAN) module that is supported on your Latitude 9330.

Table 9. Wireless module specifications

Description	Values
Model number	Intel Wi-Fi 6 AX211 (onboard) (Non-upgradable)
Transfer rate	Up to 2400 Mbps
Frequency bands supported	2.4 GHz/5 GHz/6 GHz
Wireless standards	<ul style="list-style-type: none">Wi-Fi 802.11a/b/gWi-Fi 4 (WiFi 802.11n)Wi-Fi 5 (WiFi 802.11ac)

Table 9. Wireless module specifications (continued)

Description	Values
	<ul style="list-style-type: none"> • Wi-Fi 6E (WiFi 802.11ax)
Encryption	<ul style="list-style-type: none"> • 64-bit/128-bit WEP • AES-CCMP • TKIP
Bluetooth wireless card	Bluetooth 5.2
	<p>i NOTE: The version of the Bluetooth wireless card may vary depending on the operating system that is installed on your computer.</p>

WWAN module

The following table lists the Wireless Wide Area Network (WWAN) module supported on your Latitude 9330.

Table 10. WWAN module specifications

Description	Option one	Option two
Module	DW5821e. Qualcomm Snapdragon X20 Global Gigabit LTE, CAT16	DW5931e, Intel 5G 5000 Global Gigabit NR/LTE, 3GPP
Form Factor	M.2 3042 Key-B	M.2 3052 Key-B
Host interface	USB 3.0/2.0	PCIe Gen3
Network standard	LTE FDD/TDD, WCDMA/HSPA+, GPS/GLONASS/Beidou/Galileo	NR FR1(Sub6) FDD/TDD, LTE FDD/TDD, WCDMA/HSPA+, GPS/GLONASS/Galileo/BDS/QZSS
Transfer data rate	Up to 1 Gbps DL (CAT16) Up 150 Mbps UL	SA: DL 4.67Gbps / UL 1.25Gbps NSA: DL 3.74Gbps / UL 700Mbps LTE: DL 1.6Gbps (CAT19) / UL 150Mbps UMTS: DL 384 kbps / UL 384 kbps DL DC-HSPA+: 42 Mbps (CAT24) / UL 11.5 Mbps (CAT7)
Operating Frequency Bands	LTE(B1, B2, B3, B4, B5, B7, B8, B12, B13, B14, B17, B18, B19, B20, B25, B26, B28, B29, B30, B32, B38, B39, B40, B41, B42, B43, B46, B66) HSPA+ (1, 2, 4, 5, 6, 8, 9, 19)	NR(n1, n2, n3, n5, n7, n8, n20, n25, n28, n30, n38, n40, n41, n48, n66, n71, n77, n78, n79) LTE (B1, B2, B3, B4, B5, B7, B8, B12, B13, B14, B17, B18, B19, B20, B25, B26, B28, B29, B30, B32, B34, B38, B39, B40, B41, B42, B43, B46, B48, B66, B71*) WCDMA/HSPA+ (1, 2, 4, 5, 8) i NOTE: Modem hardware supports but currently disabled.
Power supply	DC 3.135 V to 4.4 V, Typical 3.3 V	DC 3.135 V to 4.4 V, typical 3.3 V
SIM card	Supported through external SIM slot	Supported through external SIM slot
eSIM with Dual SIM (DSSA)	Supported (the availability of eSIM functionality embedded on the module)	Supported (The availability of eSIM functionality embedded on the module)

Table 10. WWAN module specifications (continued)

Description	Option one	Option two
	is dependent on the region and specific carrier requirements)	is dependent on the region and specific carrier requirements)
Antenna Diversity	Supported	Supported
Radio On/Off	Supported	Supported
Wake On Wireless	Supported	Supported
Temperature	Normal operating temperature: -30°C to +70°C Extended Operating temperature: -40°C to +85°C	Normal operating temperature: -10°C to +55°C Extended operating temperature: -30°C to +75°C Storage temperature: -40°C to +85°C
Antenna connector	<ul style="list-style-type: none"> One WWAN Main Antenna One WWAN Diversity Antenna Two 4 x 4 MIMO Antenna 	<ul style="list-style-type: none"> Four WWAN Antenna Supported 4 x 4 MIMO Antenna
<p>i NOTE: For instructions on how to find your computer's IMEI (International Mobile Station Equipment Identity) number, search in the Knowledge Base Resource at www.dell.com/support.</p>		

Audio

The following table lists the audio specifications of your Latitude 9330.

Table 11. Audio specifications

Description	Values
Audio controller	Realtek ALC711-CG
Stereo conversion	Supported
Internal audio interface	SoundWire
External audio interface	Universal audio jack
Number of speakers	Four <ul style="list-style-type: none"> Two front-firing Two bottom-firing
Internal-speaker amplifier	Realtek ALC1319D
External volume controls	Keyboard shortcut controls
Speaker output:	
Average speaker output	4 x 2 W
Peak speaker output	4 x 2.5 W
Subwoofer output	Not supported
Microphone	Quad-array microphones

Storage

This section lists the storage options on your Latitude 9330.

Your computer supports the following configuration:

- M.2 2230, solid-state drive

Table 12. Storage specifications

Storage type	Interface type	Capacity
M.2 2230, Class 35 solid-state drive	PCIe NVMe Gen4 x4	Up to 1 TB
M.2 2230, Class 35 solid-state drive, Opal self-encrypting	PCIe NVMe Gen4 x4	256 GB

Keyboard

The following table lists the keyboard specifications of your Latitude 9330.

Table 13. Keyboard specifications

Description	Values
Keyboard type	<ul style="list-style-type: none">• Backlit
Keyboard layout	QWERTY
Number of keys	<ul style="list-style-type: none">• United States and Canada: 79 keys• United Kingdom: 80 keys• Japan: 83 keys
Keyboard size	X=18.05 mm key pitch Y=18.05 mm key pitch
Keyboard shortcuts	<p>Some keys on your keyboard have two symbols on them. These keys can be used to type alternate characters or to perform secondary functions. To type the alternate character, press Shift and the desired key. To perform secondary functions, press Fn and the desired key.</p> <p>NOTE: You can define the primary behavior of the function keys (F1–F12) changing Function Key Behavior in BIOS setup program.</p>

Camera

The following table lists the camera specifications of your Latitude 9330.

Table 14. Camera specifications

Description	Values
Number of cameras	Two
Camera type	FHD RGB + IR camera with dual digital-array microphones
Camera location	Front camera

Table 14. Camera specifications (continued)

Description		Values
Camera sensor type		CMOS sensor technology
Camera resolution:		
	Still image	2.07 megapixel
	Video	1920 x 1080 at 30 fps
Infrared camera resolution:		
	Still image	0.25 megapixel
	Video	640 x 400 at 30 fps
Diagonal viewing angle:		
	Camera	82.0 degrees
	Infrared camera	75.8 degrees

Touchpad

The following table lists the touchpad specifications of your Latitude 9330.

Table 15. Touchpad specifications

Description		Values
Touchpad resolution:		
	Horizontal	4655
	Vertical	2731
Touchpad dimensions:		
	Horizontal	115.00 mm (4.52 in.)
	Vertical	67.00 mm (2.63 in.)
Touchpad gestures		For more information about touchpad gestures available on Windows, see the Microsoft knowledge base article at support.microsoft.com .

Collaboration touchpad

The Collaboration Touchpad enables faster access to meeting controls when using Zoom. The controls for the mic, webcam, screen sharing, and chat are placed conveniently on the touchpad. The icons light up white or red based on the status of the controls.

Collaboration touchpad for Zoom requires you to install the below items for full functionality:

1. Dell Optimizer version 3.1 and above
 - In-app Collaboration module in Dell Optimizer
2. Zoom Client version 5.9.3 and above

Also, enable the Collaboration Touchpad in the BIOS.

During Zoom meetings, the touchpad illuminates the collaboration shortcuts and they disappear when you leave the meeting. The shortcuts are not available when attending meetings from a browser or when you are on more than one Zoom meeting.

NOTE: The first iteration of Collaboration Touchpad only supports Zoom desktop application. We are continuously working to expand it to support other online meeting applications like Microsoft Teams, Cisco WebEx etc.



Table 16. Collaboration Touchpad

Feature	White icon	Red icon
Webcam	Sharing video stream	Not streaming
Share screen	Start/stop sharing desktop	NA
Chat	Open or close chat window	NA
Microphone	Mic active and sharing	Mic inactive or disabled


Power adapter

The following table lists the power adapter specifications of your Latitude 9330.

Table 17. Power adapter specifications

Description	Option one	Option two	Option three
Type	60 W USB Type-C Small Form Factor	65 W USB Type-C	90 W USB Type-C
Input voltage	100 VAC to 240 VAC	100 VAC to 240 VAC	100 VAC to 240 VAC
Input frequency	50 to 60 Hz	50 to 60 Hz	50 to 60 Hz
Input current (maximum)	1.70 A	1.70 A	1.70 A
Output current (continuous)	<ul style="list-style-type: none"> • 20 V/3 A • 15 V/3 A • 9 V/3 A • 5 V/3 A 	<ul style="list-style-type: none"> • 20 V/3.25 A • 15 V/3 A • 9 V/3 A • 5 V/3 A 	<ul style="list-style-type: none"> • 20 V/3.25 A • 15 V/3 A • 9 V/3 A • 5 V/3 A

Table 17. Power adapter specifications (continued)

Description		Option one	Option two	Option three
Rated output voltage		<ul style="list-style-type: none"> • 20 VDC • 15 VDC • 9 VDC • 5 VDC 	<ul style="list-style-type: none"> • 20 VDC • 15 VDC • 9 VDC • 5 VDC 	<ul style="list-style-type: none"> • 20 VDC • 15 VDC • 9 VDC • 5 VDC
Temperature range:				
	Operating	0°C to 40°C (32°F to 104°F)	0°C to 40°C (32°F to 104°F)	0°C to 40°C (32°F to 104°F)
	Storage	-40°C to 70°C (-40°F to 158°F)	-40°C to 70°C (-40°F to 158°F)	-40°C to 70°C (-40°F to 158°F)
 CAUTION: Operating and storage temperature ranges may differ among components, so operating or storing the device outside these ranges may impact the performance of specific components.				

Battery

The following table lists the battery specifications of your Latitude 9330.

Table 18. Battery specifications


Description		Values
Battery type		3-cell, 50 WHr Lithium-ion, ExpressCharge 2.0, ExpressCharge Boost, Long Cycle Life capable, integrated
Battery voltage		11.55 VDC
Battery weight (maximum)		0.21 kg (0.46 lb)
Battery dimensions:		
	Height	5.10 mm (0.20 in.)
	Width	76.00 mm (2.99 in.)
	Depth	252.85 mm (9.95 in.)
Temperature range:		
	Operating	<ul style="list-style-type: none"> • Charge: 0°C to 50°C (32°F to 122°F) • Discharge: 0°C to 60°C (32°F to 140°F)
	Storage	-40°C to 60°C (-4°F to 140°F)
Battery operating time		Varies depending on operating conditions and can significantly reduce under certain power-intensive conditions.
Battery charging time (approximate)		<ul style="list-style-type: none"> • Express Charge Method: <ul style="list-style-type: none"> • 0 - 15°C maximum allowable charge time from 0 to 100% RSOC is 4 hours • 16 - 45°C maximum allowable charge time from 0 to 100% RSOC is 2 hours • 46 - 50°C maximum allowable charge time from 0 to 100%
 NOTE: Control the charging time, duration, start and end time, and so on using the Dell Power Manager application. For more information on the Dell Power Manager see, <i>Me and My Dell</i> on www.dell.com .		

Table 18. Battery specifications (continued)

Description	Values
	<p>RSOC is 3 hours</p> <p>Express Charge Boost Charge Method (Fast Charge for Initial 35%):</p> <ul style="list-style-type: none"> • 16 - 45°C target charge time from 0 to 35% RSOC is 20 mins <p>for Accelerated Charge</p> <p>NOTE: Control the charging time, duration, start and end time, and so on, using the Dell Power Manager application. For more information about the Dell Power Manager, see, <i>Me and My Dell</i> on www.dell.com/.</p>
Coin-cell battery	Not supported
<p>CAUTION: Operating and storage temperature ranges may differ among components, so operating or storing the device outside these ranges may impact the performance of specific components.</p>	

Display

The following table lists the display specifications of your Latitude 9330.

Table 19. Display specifications

Description	Values
Display type	Quad High Definition Plus (QHD+)
Touch options	Yes
Display-panel technology	Wide Viewing Angle (WVA) with Low Blue Light
Display-panel dimensions (active area):	
Height	178.80 mm (7.03 in.)
Width	286.08 mm (11.26 in.)
Diagonal	337.35 mm (13.28 in.)
Display-panel native resolution	2560 x 1600
Luminance (typical)	500 nits
Megapixels	4.096
Color gamut	sRGB 100% typical
Pixels Per Inch (PPI)	227
Contrast ratio (min)	1200:1 min
Response time (max)	35 ms
Refresh rate	60 Hz
Horizontal view angle	+/- 80 degrees min, +/- 85 degrees typical

Table 19. Display specifications (continued)

Description	Values
Vertical view angle	+/- 80 degrees min, +/- 85 degrees typical
Pixel pitch	0.11175 mm
Power consumption (maximum)	3.62 W
Anti-glare vs glossy finish	Glossy finish with Anti Reflection coating

Fingerprint reader

The following table lists the fingerprint-reader specifications of your Latitude 9330.


 **NOTE:** The fingerprint reader is located on the power button.

Table 20. Fingerprint reader specifications

Description	Values
Fingerprint-reader sensor technology	Capacitive
Fingerprint-reader sensor resolution	500 dpi
Fingerprint-reader sensor pixel size	108 x 88

Sensor

The following table lists the sensor of your Latitude 9330.

Table 21. Sensor

Sensor support
Accelerometer (ST Micro LIS2DW12TR): On the base (system board)
Accelerometer+Gyroscope (ST Micro LSM6DSOISTR): On Panel Side
E-Compass (ST Micro LIS2MDLTR): On Panel Side
P-sensor (ST Micro VL53L1X): On Panel Side
ALS for Panel Backlight Control

GPU—Integrated

The following table lists the specifications of the integrated Graphics Processing Unit (GPU) supported by your Latitude 9330.

Table 22. GPU—Integrated

Controller	Memory size	Processor
Intel Iris X ^e Graphics	Shared system memory	12 th Generation Intel Core i5/i7 processors

Multiple display support matrix

The following table lists the multiple display support matrix for your Latitude 9330.

Table 23. Multiple display support matrix

Graphics Card	Direct Graphics Controller Direct Output Mode	Supported external displays with computer internal display on	Supported external displays with computer internal display off
Intel Iris X ^e Graphics	Not applicable	<ul style="list-style-type: none"> One 8K (7680 x 4320) @ 60Hz 30bpp Three 4K (4096 x 2304) @ 60Hz 36bpp Three 2K (2048 x 1080) @ 60Hz 36bpp 	<ul style="list-style-type: none"> One 8K (7680 x 4320) @ 60Hz 30bpp Four 4K (4096 x 2304) @ 60Hz 36bpp Four 2K (2048 x 1080) @ 60Hz 36bpp

Hardware security

The following table lists the hardware security of your Latitude 9330.

Table 24. Hardware security


Hardware security
Trusted Platform Module (TPM) 2.0 FIPS 140-2 Certified
Chassis Intrusion Detection
1 Wedge-shaped lock slot
Fingerprint reader

Operating and storage environment

This table lists the operating and storage specifications of your Latitude 9330.

Airborne contaminant level: G1 as defined by ISA-S71.04-1985

Table 25. Computer environment

Description	Operating	Storage
Temperature range	0°C to 35°C (32°F to 95°F)	-40°C to 65°C (-40°F to 149°F)
Relative humidity (maximum)	10% to 90% (non-condensing)	0% to 95% (non-condensing)
Vibration (maximum)*	0.66 GRMS	1.30 GRMS
Shock (maximum)	110 G†	160 G†
Altitude range	-15.2 m to 3048 m (- 49.86 ft to 10,000 ft)	-15.2 m to 10668 m (- 49.86 ft to 35,000 ft)
 CAUTION: Operating and storage temperature ranges may differ among components, so operating or storing the device outside these ranges may impact the performance of specific components.		

* Measured using a random vibration spectrum that simulates user environment.

† Measured using a 2 ms half-sine pulse.